

14th Annual

Winter Lace Conference

Registration Brochure

February 14-16, 2020

**Options to “ADD ON”
an additional day
with your teacher on
February 17**

AND/OR

**EXTRA pre-conference
workshops on
February 14
with**

**Louise Colgan, Susie Johnson,
Carolyn Wetzel, or Elizabeth
Peterson**

*For more information, contact Belinda Belisle at
WinterLaceConference@gmail.com or 1-714-898-1092.*

Visit our website at: <http://winterlaceconference.com>

14th Annual Winter Lace Conference

I am so excited to be presenting the line-up for the 14th—can you believe it 14th—annual Winter Lace Conference. Last year, a posting on social media called the Winter Lace Conference ***the premiere lace event of the West Coast***. 2020 will not disappoint. Things just keep getting better and better. I think you will agree we have another great selection of classes.

If I had to pick a favorite teacher on our line up, I couldn't. They are all SPECTACULAR. It will be difficult to make your choice-- Louise Colgan, Susie Johnson, Elizabeth Peterson, Bobbi Donnelly, Susan Wetzel, or Dagmar Beckel-Machyckova. Oh my!

Likewise, our highly successful mini classes prior to the official opening of the Conference are increasing. In addition to our popular Milanese and Bucks/Withof mini classes, Elizabeth will be teaching her beautiful Ornaments in a Bangle (visit our website—www.winterlaceconference.com—for some beautiful pictures). Carolyn will give those wishing to explore needle lace a great introduction and those wishing to continue their Aemilia Ars or Frisado pieces an opportunity to learn from a great teacher!

Back again is our vendor hall packed with lace supplies, an educational and fun-filled banquet presentation, what can best be described as an aromatherapy trip to Nirvana, and all the fun you can pack in one weekend.

I hope you will be able to join us. I look forward to seeing you in February 2020!

Belinda

The Weekend at-a-Glance

Friday, February 14, 2020

EXTRA CLASSES

Milanese Workshop with Louise Colgan
OR

Bucks, Withof, & More Workshop with
Susie Johnson
OR

Ornaments in Bangles Workshop with
Elizabeth Peterson
OR

A Taste of Needle Lace Workshop with
Carolyn Wetzel

R&R—Registration and Reception

Vendor Hall Opens

Saturday, February 15, 2020

- Classes
- Vendor Hall
- Luncheon

Sunday, February 16, 2020

- Breakfast
- Classes
- Vendor Hall
- Banquet

Monday, February 17, 2020

EXTRA: Add-on another day with your teacher!

Special
Presentation



On the Origins of Contemporary Lacemaking

by Dagmar Beckel-Machyckova

Join us Sunday evening for our banquet as Dagmar takes on a short trip into the history of Central Europe to examine the origins of what's known today as Czechoslovakian Contemporary Lace. She will answer the question of how is it possible that so many pieces were created in such a short period of time and let us take a closer look at the work of the Masters of Czechoslovakian Contemporary lace.

This is a presentation you will not want to miss.

For information on Dagmar's background, see her class description.

Special Pre-Conference Workshops

Special Pre-Conference Workshops—Friday, February 14, 2020

Do you want more time at your lace? If your answer is "YES," you will want to sign up for one of the following EXTRA Friday workshops. We will limit the size of the group so each student will have greater opportunity for more personal attention and in-depth study. Get your registration in early to reserve your seat!

ADVANCED and INTERMEDIATE MILANESE

With Louise Colgan (full-day workshop)

Louise Colgan's Friday class is offered for students wishing to work on larger pieces already in progress or to start an advanced piece requiring additional time beyond the standard conference days.

BUCKS, WITHOF, and More


With Susie Johnson (full-day workshop)

Susie Johnson's Friday class will provide students with more opportunity for in-depth discussions than is possible in a regular class day. This class is not for students beginning a lace that is new to them, but is suited to all continuing people who would like to have a day where they would have more teacher time and as many questions and answers that can be crammed into one day, along with technical discussions and lots of theory in addition to tweaking their work. This class is also ideal for those wanting to finish (or start) a project.

ORNAMENTS IN BANGLES

With Elizabeth Peterson (full-day workshop)

These small bangles can be used for Christmas ornaments or hung in your window to brighten your day.




There are six to choose from with different Torchon techniques. The bangles are gold so feel free to choose metallic or colored threads to personalize your choice. The samples were made with Mettler 30 but Idrija 40 is a good substitute. They are both available in colors. One strand of DMC metallic thread is good also. Bangles and patterns will be provided. Bring your pillow, bobbins, pins, and other basic supplies. *Visit our website to see samples . . . www.winterlaceconference.com.*

A TASTE OF NEEDLE LACE

With Carolyn Wetzel (full-day workshop)

Have you always wanted to try needle lace but didn't know where to start? In this 1-day class you will make a simple design that uses 2-3 different needle lace stitches as a way to learn the basic techniques of needle lace. From this introduction you can use your new skills for contemporary work of your own design or explore older traditions. Your finished class piece can adorn a garment, hat, bag, or other item. Several patterns will be available to choose from, ranging from traditional to contemporary, and you can use one or more colors of thread. All you need to bring is thread (Lizbeth size 40 or equivalent) and a needle; the rest of the materials will be supplied. Give it a try! (Continuing Aemilia Ars or Frisado students can work on their projects during this class time; contact instructor ahead of time for details.)

The Classes



Bucks Point - Old Becomes New, Withof and More—All Levels

Teacher: Susie Johnson (U.S.)

Bucks Point is a beautiful, elegant English bobbin lace with net ground and prominent gimp to draw the eye to the design motifs. This year students will have the opportunity to work patterns that have been reconstructed from Susie's personal collection of old lace. These lovely old pieces have some fascinating quirks not normally seen in the patterns in the commonly used Bucks books. While these patterns are best suited to those with previous Bucks experience, beginners to Bucks will be welcome and will begin with more traditional patterns. The flow and rhythm of Bucks patterns make it a pleasant lace to work!

Anyone who wishes to either begin or continue Withof is welcome to join this class. For those whose interests lie elsewhere, other possibilities include Torchon bookmarks or Christmas ornaments, Ulrike's gold stars, 's Gravenmoerse, and Brussels Duchesse. In addition, upon request and with approval, students are welcome to pursue other laces, which includes help with UFOs and long-awaited projects requiring help to start.


Since she started making lace in 1981, **Susie Johnson** pursued the serious study of many different types of laces with different teachers from a number of different countries. She is best known for her work in Withof, but almost as soon as she learned to make lace, Bucks Point became her favorite lace and she spent many years studying it with a variety of teachers. She has also been teaching a variety of other laces for almost 30 years at events such as I.O.L.I. conventions, The Winter Lace Conference, the Finger Lakes Lace Days in Ithaca, and Lace at Sweet Briar, as well as twice-weekly classes at home. Her work has been exhibited internationally, and she has been the co-coordinator of the International Poppy Project. She is also on the IOLI Proficiency Journal Committee.

Milanese and Hungarian Tape Lace—All Levels

Teacher: Louise Colgan (U.S.)

This class will offer students the option to learn about Milanese or Hungarian Tape Lace. Both of these types of lace include unique characteristics while also sharing features in common. We will be able to explore their similarities and differences. Milanese is a free-flowing tape-based lace characterized by special decorative Braid stitches that become integral features of each design. Adding color and metallic threads allows lacemakers to make their own distinct pieces from the selected patterns. Hungarian Tape designs are also formed with a graceful and elegant blend of stitches. Elaborate pieces can be made with relatively few pairs of bobbins. Plaited Fillings are often used to decorate open spaces surrounded by the tapes. The creative nature of both of these types of lace make them suitable for traditional and contemporary interpretation. Projects will be offered to suit a variety of skill levels. A solid foundation in basic Bobbin Lace skills is required. Ability to read diagrams is also recommended.

Louise Colgan is a lacemaker, designer, and teacher with experience in a broad range of Bobbin Lace techniques. She began making lace in 1985 and has been teaching for 30 years. She has served on the Board of the International Organization of Lace, Inc. as President and is currently Chair of the Proficiency Program Committee. Louise has taught Bobbin Lace classes at many I.O.L.I. Conventions, plus workshops for U.S. members of O.I.D.F.A. and regional guilds. Louise has exhibited her work both locally and internationally and was a participant in the renowned International Poppy Project. Her designs have been included in the *LACE EXPRESS* magazine and the I.O.L.I. *BULLETIN*. Additionally, she has published three books of original patterns and has made an instructional video on Milanese Lace.



Milanese




Hungarian Tape Lace

The Classes (continued)

Tønder—Beginning and Continuing

Teacher: Bobbi Donnelly (U.S.)


Tønder lace is a fine, point ground lace from Denmark. The Copenhagen hole and intricate gimp movements are among the many things that make this lace both fascinating and beautiful. Pattern choices range from beginner to advanced pieces and will be chosen by the student and the teacher. Students will progress at their own pace, so they can come and enjoy learning about this beautiful lace. Once the pattern is chosen, you will receive a pricking to prepare for class. In class you will get a workbook, including a second copy of the pricking and working diagrams for the patterns chosen, plus any additional diagrams that might be helpful. The lace is worked in 140/2 Egyptian Cotton and 50/2 Fresia Linen.



Roberta (Bobbi) Donnelly has been making lace since 1990. She has been teaching for 12 years in various places such as IOLI Conventions, Winter Lace Conferences, Lace at Sweet Briar, and a number of smaller workshops across the country. She has been involved with four Tønder books: *Spiderweb and Dreams*, 2013; *A Study of Tønder Lace*, 2014; *Point Ground and Picots*, 2015; and her newest one, *Tallies and Pin Chains*, available after the Tønder Festival in 2019. In class each year, there are new patterns for returning students to enjoy plus many other patterns!

Spania Dolina—Beginning and Continuing

Teacher: Dagmar Beckel-Machyckova (U.S.)



This **Spania Dolina** class is newly re-designed as a progressive skill builder. The class starts with a basic Spania Dolina ground (similar to Torchon), and we keep adding new stitches and elements at the student's own pace (all skill levels including complete beginners).

Spania Dolina is a Slovakian folk lace that is worked similarly to Torchon with a wonderful splash of color. Students can stop at any of the progress levels and use their skills to make an edging, scarf embellishment, t-shirt embellishment, or a tea light candle holder.

Dagmar Beckel-Machyckova started making lace as a 9-year-old girl in Czechoslovakia, drawing on a long tradition of lacemaking. After graduating from the Institute of Art Manufacturing in Prague, where she studied both contemporary and traditional Central European bobbin lace, she moved to the United States. Her love of lace, combined with her education at one of the most prestigious lacemaking schools in Europe and honed by 10 years of experience as a teacher at both regional and IOLI conventions, make her classes fun and easy to understand. Each class includes not only lace techniques, but also explanations of the cultural dimensions and circumstances of each lace.

**Our Raffle
Needs You!**

If you have items you would like to donate to the raffle, please let us know. **Contact Belinda Belisle at 1-714-898-1092 or WinterLaceConference@gmail.com or visit our website at <http://winterlaceconference.com>.**

Funds from the raffle are earmarked to defray conference costs and to fund the Betty Ward Scholarship Fund.

Cancellation Policy: If you need to cancel, please tell us immediately so someone else may have your place. Requests for refunds must be made in writing to Belinda Belisle and must be postmarked by January 15, 2020. Refunds will be subject to a \$50 cancellation fee. We will not be able to honor requests for refunds postmarked after January 15.

The Classes (continued)

Oya (Knotted Lace) Scarf Necklace—Beginning and Continuing

Teacher: Carolyn Wetzel (U.S.)

Oya is a traditional form of scarf edge adornment in Turkey and other areas of the Eastern Mediterranean, made with tatting, crochet, or knotted needle lace. In this class, you will learn how to make the knotted lace form of *Oya*, but instead of a scarf edging you will make a focal piece for a scarf necklace like those being made by contemporary *Oya* artists. Choose from several different patterns to make in soft and delicate colors or bold brights! This method can be used to make a variety of hanging adornments for scarves, earrings, and necklaces. Turkish *Oya* thread and a scarf bail will be supplied, along with optional beads (there will be a \$5 fee for these specialized materials). (*Continuing* Aemilia Ars or Frisado students can work on their projects during this class time; contact instructor ahead of time for details.)



Carolyn Wetzel has been exploring the range of needle-made lace techniques for over 25 years. She recently traveled to Bologna, Italy, to study Aemilia Ars lace history and technique. She has written lace-related articles for *Piecework Magazine* and frequents the online discussion forum NeedleLaceTalk.ning.com. Carolyn is a member of the Finger Lakes Lace Guild, the New England Lace Group, and IOLI (former Eastern Director). When not studying or making lace, Carolyn teaches college biology.



Bedfordshire Lace

Bruges and Bedfordshire Lace—Beginning and Continuing

Teacher: Elizabeth Peterson (U.S.)

This class is designed for those wishing to explore and perfect either Bruges or Bedfordshire lace. Bruges lace students will learn the basic tape, plaits and picots, several types of flowers, leaves, and the scroll. Continuing students will learn how to navigate the fillings and some additional Bruges techniques. Those working on Bedfordshire lace will have an introduction to this traditional English lace. You will learn plaits, picots, 9-pin edge, trails, bouncing plaits/leaves off the trail, crossings, and the basic Beds leaf. Continuing students will learn adding/discarding pairs invisibly, the Beds “kiss,” and raised and rolled tallies. Students will be able to work at their own pace with patterns provided or bring patterns to discuss and explore possible working solutions. Both are fun and traditional laces to make – come learn some new tricks to add to your lacemaking skills.



Bruges Lace

Elizabeth Peterson started making lace in 1985 and teaching in 1996. She has attended several I.O.L.I. conventions and area workshops, taking classes from many teachers, both nationally and internationally. She believes lacemaking is fun and challenging and a great way to spend your time. Elizabeth enjoys a lot of laces and teaches several kinds weekly. She has won many awards for her lace at the local, state, and international levels, including technical proficiency and Best of Show.

WE HAVE A WEBSITE AND ARE ON FACEBOOK—FIND US and LIKE US!

Keep up-to-date on the Winter Lace Conference. Visit our new website, designed and administered by Lise Driggers—WWW.WINTERLACECONFERENCE.COM—and don't forget to LIKE us on Facebook!



2nd Annual
Winter Lace
Contest!

This Year's Contest

Who doesn't love SHOES? . . .

Plan now to be part of the 2nd Winter Lace Contest. Use your lacemaking skills to explore the lace shoe designer in you. What could be better . . . lace and shoes!

This year's theme is **"For All Walks of Lace"** and will focus on shoes in lace. The rest is up to you . . . use your favorite type of lace—bobbin, needle, or shuttle—to create that shoe "to die for."

Prizes will be awarded in the following categories:

- Bobbin Lace (1st, 2nd, and 3rd)
- Tatted Lace (1st, 2nd, and 3rd)
- Other (1st, 2nd, and 3rd)

Special Prizes

Betty Ward Award
Most Unusual

For more contest information, visit our web site at www.winterlaceconference.com or email the contest coordinator, Gaylene Jones, at celticvette@hotmail.com. Get started now creating that perfect shoe!



Your Hotel Reservations

Hotel Reservations

The conference is being held at the Crowne Plaza (3131 South Bristol, Costa Mesa, CA 92626). The Crowne Plaza is at the center of Orange County, just 1-1/2 miles from John Wayne Airport and close to the world-class South Coast Plaza and Orange County Performing Arts Center complex.

- **Make your hotel reservations directly with the Crowne Plaza at 1-866-437-5657 prior to January 5, 2020.**
OR
- **Visit our website to register directly: www.winterlaceconference.com**

Make sure you ask for the "Winter Lace 2020" room block and give the dates of your reservation!

Back by
Popular
Demand!

AROMATHERAPY WITH MICHELLE

The Aromatherapy Massages were such a hit the last couple of years that Michelle has agreed to come back! Don't be left out. If you are interested in having a massage, Michelle will be with us from 3 p.m. Thursday afternoon to 3 p.m. Monday afternoon.

Massages are scheduled on the hour for 50 minutes. Michelle is doing them complimentary for the Winter Lace; however, a suggested donation of \$25 is recommended.

If you have a date/time preference, please indicate on the Registration form, and we will try our best to accommodate you.

Your 2020 Winter Lace Registration

Registering online helps us ensure you get what you want and eliminates extra work.

You can help us process your registration more efficiently . . .

1. Visit our website to register.
2. Complete the on-line registration form.
3. Designate your payment type . . .
 - If paying by **check**, submit your registration on-line and indicate check payment. We will reserve your place in class for 10 days while waiting for your check to arrive in the mail.
 - If paying by *credit card*, submit your registration on-line and indicate credit card payment. We will then generate a secure invoice through our Square account that will be sent to you directly for payment.



If you prefer to register using a paper form, simply print out the form, complete it, and mail to Winter Lace Conference, c/o Belinda Belisle, 5241 Hartford Way, Westminster, CA 92683.

2020 Winter Lace Conference Registration

Saturday & Sunday Class Choices (Monday, if attending additional day.) Workshops run concurrently. Please list your choices in order of preference.

First Choice _____

Second Choice _____

Photocopies are accepted. Please one person per form. All payments in U.S. dollars or credit card.

Registrations made via the mail must be postmarked ON or AFTER October 1, 2019. Registrations made via the website should be dated October 1 or later.

For questions about registration, contact:
Belinda Belisle at 1-714-898-1092 or
WinterLaceConference@gmail.com

Event	Indicate Choice	Price per Person	Total
Conference Registration— (for those staying at the conference hotel) Registration includes Friday reception, access to the vendor hall, lunch on Saturday, and breakfast on Sunday—NOTE: ALL ATTENDEES MUST REGISTER FOR THE CONFERENCE. CONFERENCE REGISTRATION FEE DOES <u>NOT</u> INCLUDE CLASS REGISTRATION—REGISTER FOR CLASSES BELOW.	↑ OR ↓	\$105.00 <i>Check Discount, \$103.00</i>	Amount paid
Conference Registration— (for commuters) Commuter registration includes all items mentioned above—NOTE: ALL ATTENDEES MUST REGISTER FOR THE CONFERENCE. CONFERENCE REGISTRATION FEE DOES <u>NOT</u> INCLUDE CLASS REGISTRATION—REGISTER FOR CLASSES BELOW.		\$216.00 <i>Check Discount, \$213.00</i>	Amount paid
Class Registration (Class registration covers classes for Saturday and Sunday.) Please indicate your class choice on the lines at the top of this page.		\$235.00 <i>Check Discount \$227.00</i>	Amount paid
Sunday Banquet & Presentation (Please indicate number of each meal—including guests.) _____ Chicken _____ Fish _____ Vegetarian <i>Dietary Restrictions</i>	Total # of Meals	\$65.00 <i>Check Discount, \$60.00</i>	Amount paid
Pre-Conference Workshop Friday, February 15—includes lunch —Pick One <input type="checkbox"/> Milanese <input type="checkbox"/> Ornaments in Bangles <input type="checkbox"/> Withof/Potpourri <input type="checkbox"/> A Taste of Needle Lace		\$130.00 <i>Check Discount \$125.00</i>	Amount paid
Monday Workshop—an <u>extra</u> class with your weekend teacher. NOTE: MUST ATTEND WEEKEND.		\$100.00 <i>Check Discount \$98.00</i>	Amount paid
Light Rental—If you are traveling to the conference and don't want to bring a light, we will make arrangements for light rental. Fee covers use of one light for all days registered.		\$17.00 <i>Check Discount \$15.00</i>	Amount paid
Special Winter Lace Conference Bobbins (Please indicate the number of bobbins for each type.) _____ Continental _____ Midlands	Total # of Bobbins	\$26.00 ea. <i>Check Discount \$25.00</i>	Amount paid
Aromatherapy Massage Please schedule me for _____ massages. Massages will last approx. 55 minutes and will start on the hour, starting Thursday at 3 p.m. Friday-Monday massages start at 10 a.m. The last massage will be Monday at 3 p.m. My preferred date and time. My preferred date is _____ at: _____ Second choice is _____ at: _____ <i>We will do our best to accommodate your requests.</i>	Total # of Massages	Suggested Donation \$25 per massage	
Donation to the Betty Ward Scholarship Fund			
Please PRINT or type clearly. Your nametag and info in the conference handout will be made from this form.		Total	

Name

Phone Number

Address

Email

Remember to make a copy of this form for your records.



- ❖ Vending hall open Friday evening—as well as Saturday and Sunday
- ❖ Special Winter Lace Conference bobbins
- ❖ Limited-enrollment workshops on Friday
- ❖ Special aromatherapy massage sessions—back by popular demand!

Cancellation Policy: If you need to cancel, please tell us immediately so someone else may have your place. Requests for refunds must be made in writing to Belinda Belisle and must be postmarked by January 15, 2020. Refunds will be subject to a \$50 cancellation fee. We will not be able to honor requests for refunds postmarked after January 15.

WINTER LACE CONFERENCE
c/o Belinda Belisle
5241 Hartford Way
Westminster, CA 92683

